

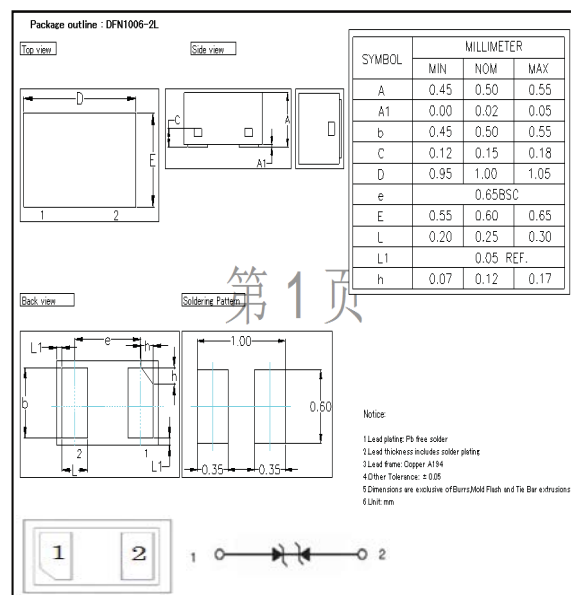
Electrostatic discharge Protection Devices(ESD)

FEATURES

- Bi-Directional Transient Voltage Suppressor
- Low Capacitance and Low Leakage
- Response Time is Typically < 1 ns
- ROHS Compliant
- ESD Protection, IEC61000-4-2 Level 4
- UL-94 V-O/Green EMC
- Matte Tin Lead finish (Pb-Free)

MECHANICAL DATA

- Case style:DFN1006-2L molded plastic
- Mounting position:any



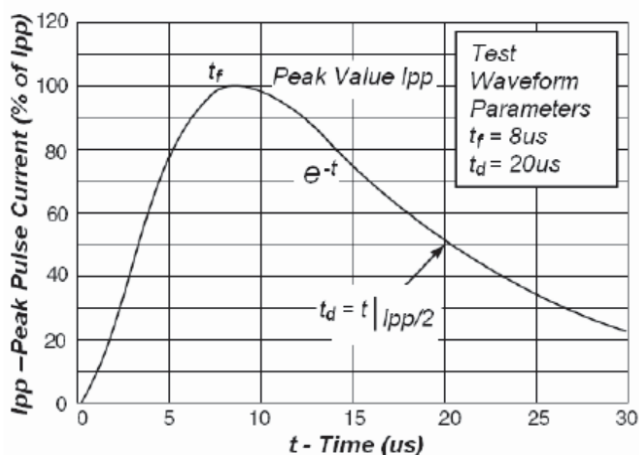
MAXIMUM RATINGS AND CHARACTERISTICS

@ 25°C Ambient Temperature (unless otherwise noted)

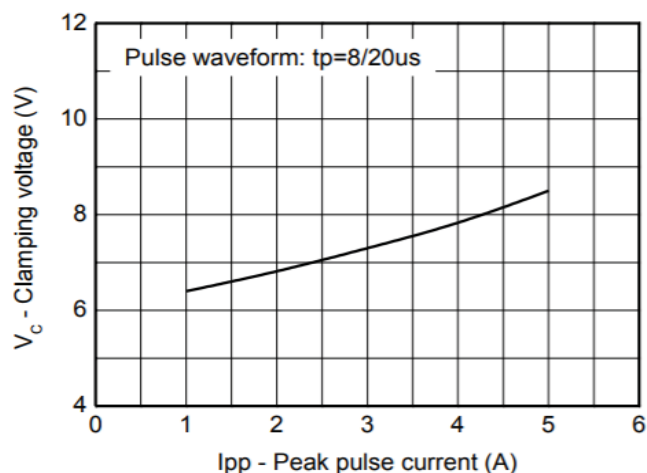
Parameter	Symbol	Value	Units
ESD Voltage IEC61000-4-2 Air	V _{ESD-Air}	±25	kV
ESD Voltage IEC61000-4-2 Contact	V _{ESD-Contact}	±20	kV
Total Power Dissipation on FR-5 Board	PD	200	mW
Junction Temperature	T _J	-55 to +150	°C
Storage Temperature	T _{STG}	-55 to +150	°C
Lead Solder Temperature – Maximum (10 Second Duration)	TL	260	°C

Parameter	Symbol	Conditions	Min	Typ	Max	Units
Reverse Working Peak Voltage	V _{RWM}				5.0	V
Reverse Breakdown Voltage	V _{BR}	I _T = 1mA	5.6		8.0	V
Reverse Current	I _{R1}	V _{RWM} = 5V			0.5	μA
Reverse Current	I _{R2}	V _R = 3.5V			0.3	μA
Clamping Voltage	V _C	I _{pp} = 1A			9.8	V
Clamping Voltage	V _C	I _{pp} = 5.5A			12.5	V
Capacitance	C	V _R = 0V, f = 1MHz			15	pF

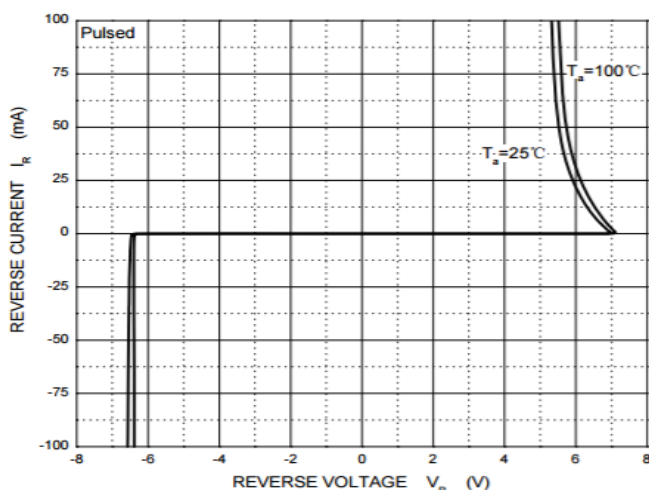
RATINGS AND CHARACTERISTIC CURVES



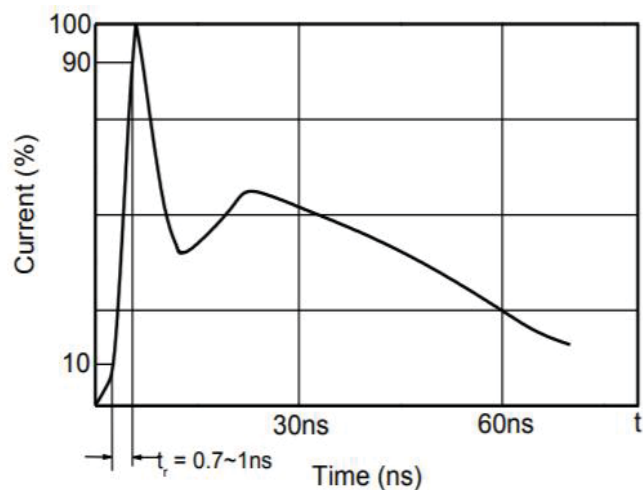
Pulse Waveform



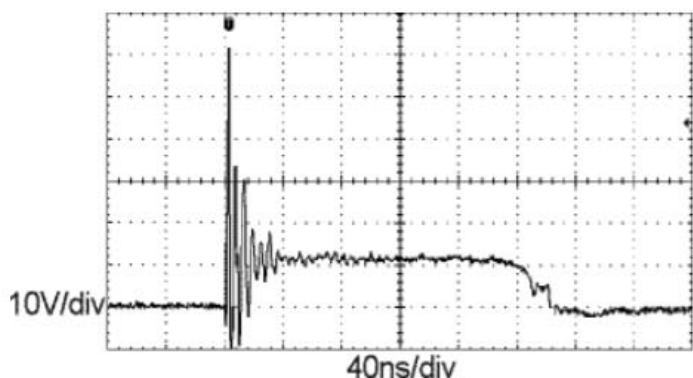
Clamping voltage vs. Peak pulse current



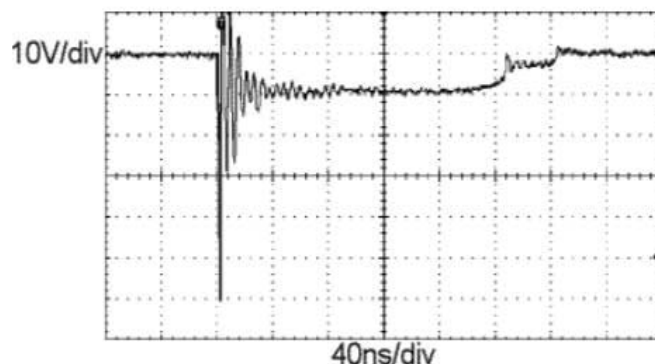
Reverse Characteristics



Contact discharge current waveform per IEC61000-4-2



ESD clamping
(+8kV contact discharge per IEC61000-4-2)



ESD clamping
(-8kV contact discharge per IEC61000-4-2)